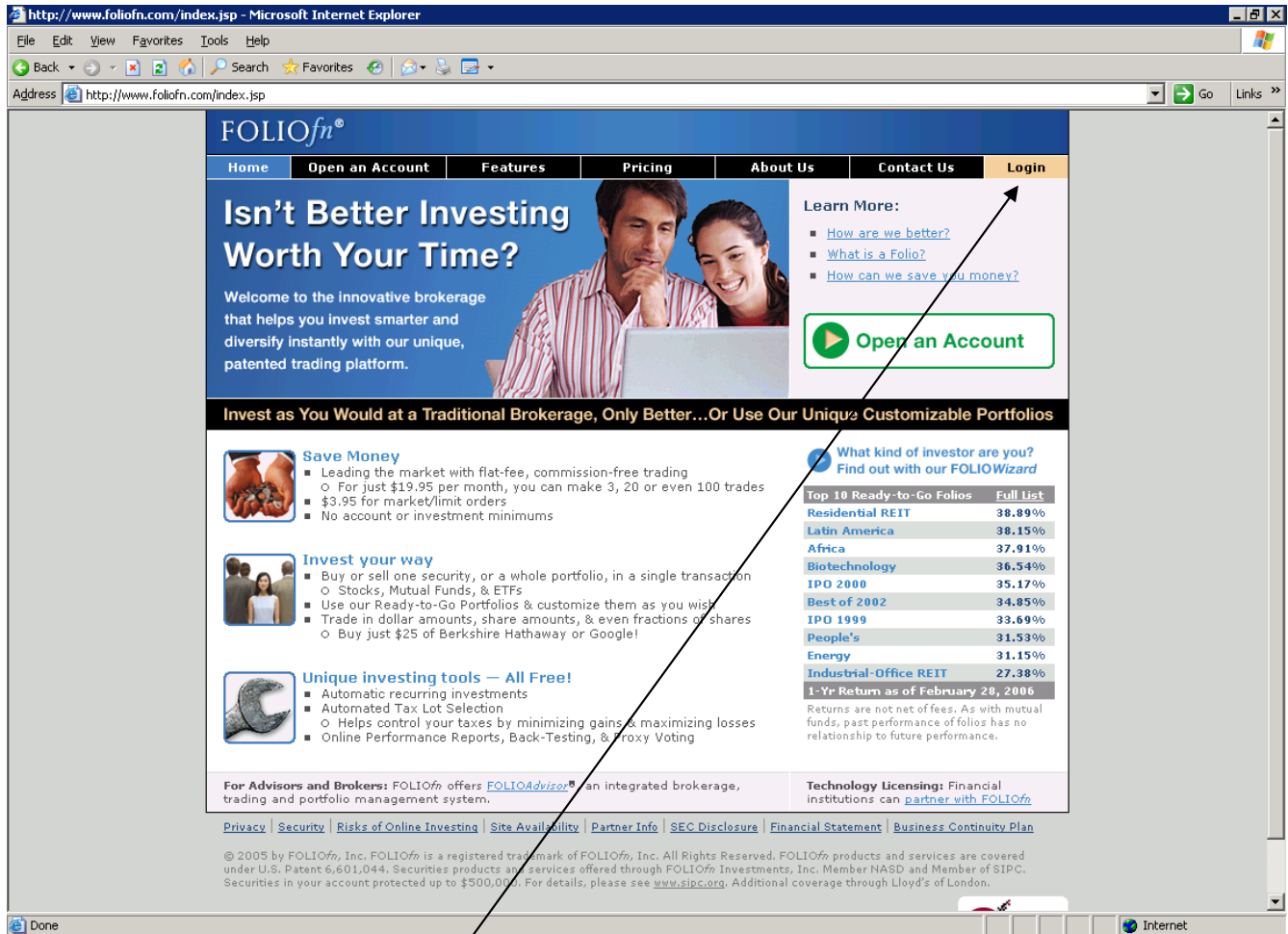
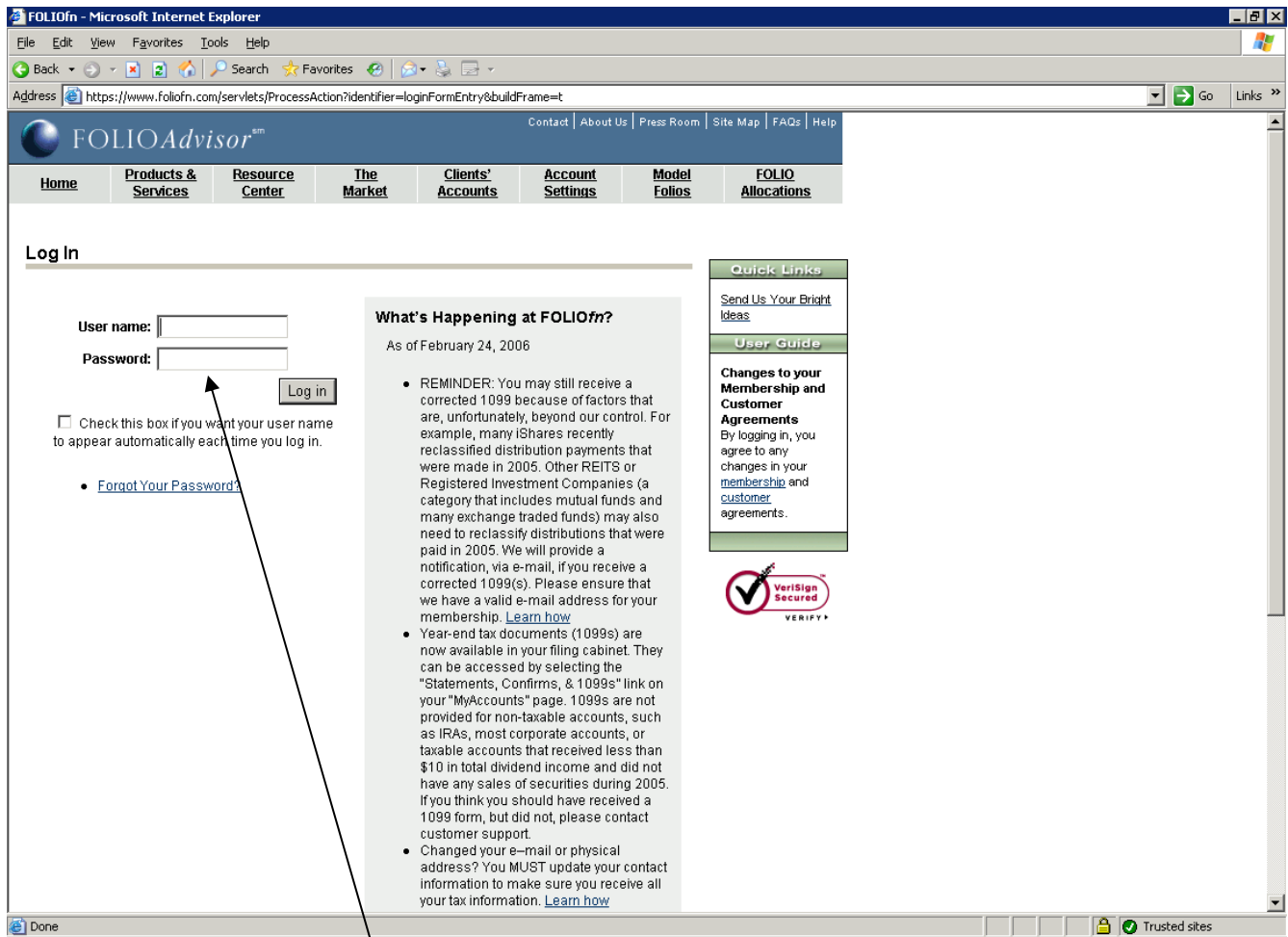


Instructions for viewing Individual Account Performance Reports on FolioFn® Investments website.



1. Open your internet browser and enter the FolioFn home page, **www.foliofn.com**. You can also access FolioFn through the Ifrah Financial Services, Inc. website www.ifrahfinancial.com Client Services Tab, FolioFn Account Online Access link below the picture of the woman on the beach.
2. Once on the FolioFn home page, click on the tan **Login** tab on the upper right hand corner.



3. Enter your **User Name** and **Password**. If you do not know these, please call your IFS Financial Planner or our Client Services Group at 800-954-3704. The User Name is permanently assigned; you can change the password at your discretion.

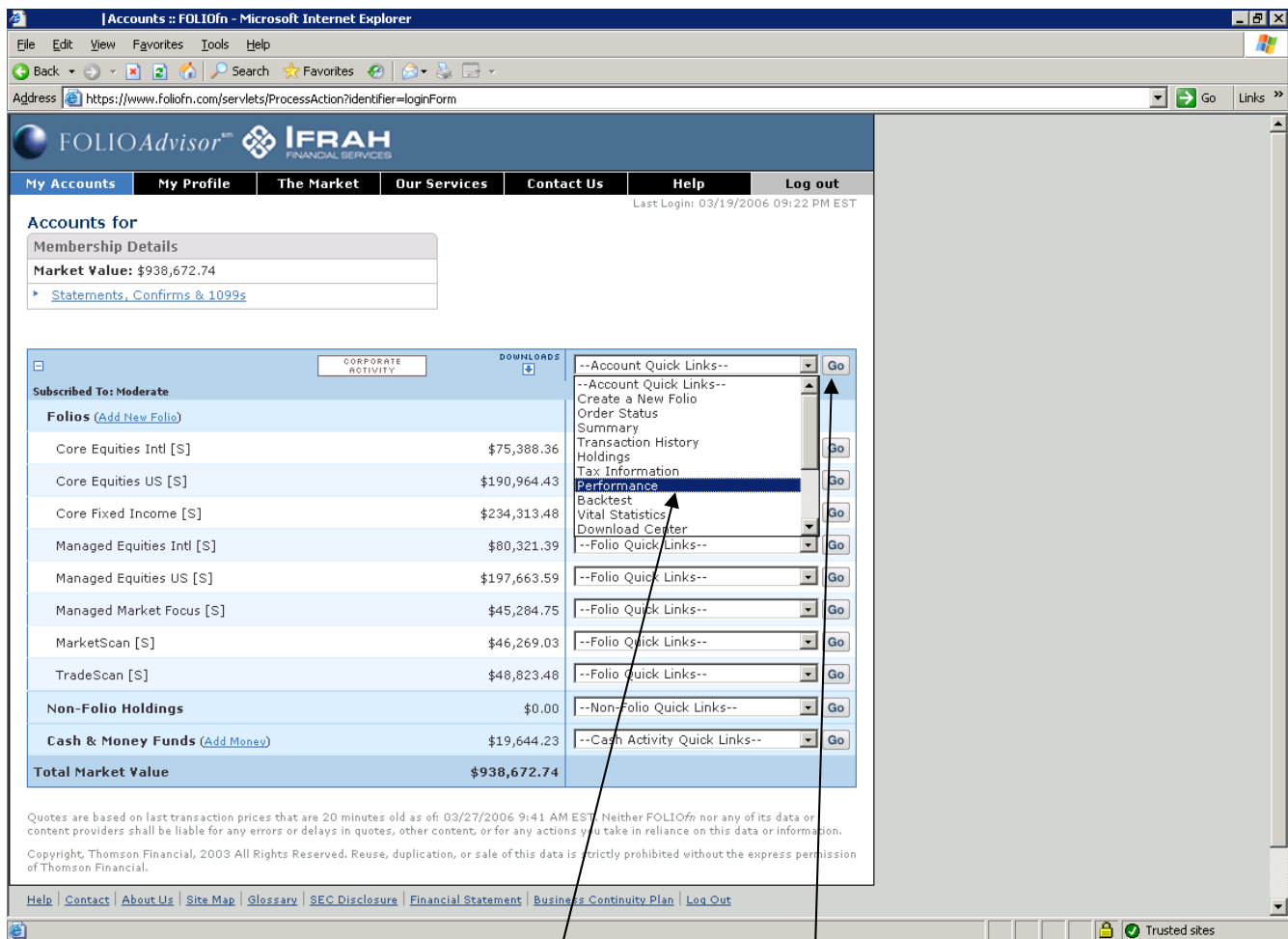
The screenshot shows a web browser window with the URL <https://www.foliofn.com/servlets/ProcessAction?identifier=loginForm>. The page header includes the FOLIOAdvisor and IFRAH Financial Services logos, along with navigation tabs: My Accounts, My Profile, The Market, Our Services, Contact Us, Help, and Log out. The user's last login is noted as 03/19/2006 09:22 PM EST.

The main content area is titled "Accounts for" and includes a "Membership Details" section with a "Market Value" of \$938,672.74 and a link to "Statements, Confirms & 1099s". Below this is a table of account holdings:

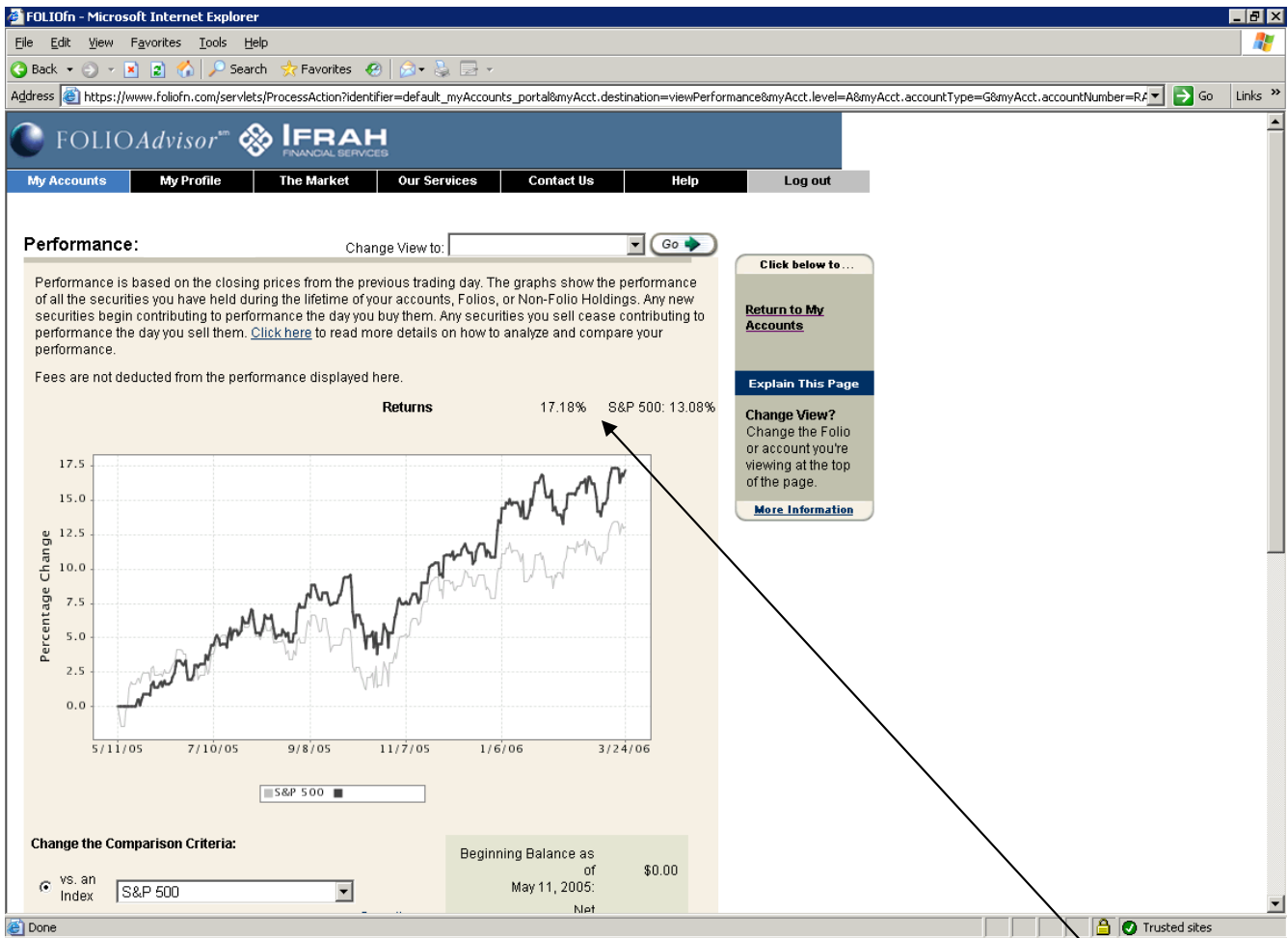
Account Name	Value	Quick Links
Subscribed To: Moderate		
Folios (Add New Folio)		
Core Equities Intl [S]	\$75,388.36	--Folio Quick Links--
Core Equities US [S]	\$190,964.43	--Folio Quick Links--
Core Fixed Income [S]	\$234,313.48	--Folio Quick Links--
Managed Equities Intl [S]	\$80,321.39	--Folio Quick Links--
Managed Equities US [S]	\$197,663.59	--Folio Quick Links--
Managed Market Focus [S]	\$45,284.75	--Folio Quick Links--
MarketScan [S]	\$46,269.03	--Folio Quick Links--
TradeScan [S]	\$48,823.48	--Folio Quick Links--
Non-Folio Holdings	\$0.00	--Non-Folio Quick Links--
Cash & Money Funds (Add Money)	\$19,644.23	--Cash Activity Quick Links--
Total Market Value	\$938,672.74	

At the bottom of the page, there is a footer with links: Help, Contact, About Us, Site Map, Glossary, SEC Disclosure, Financial Statement, Business Continuity Plan, and Log Out. The browser status bar shows "Done" and "Trusted sites".

- Once you have logged in you will see your portfolio. To view your Investment Performance, click on the downward facing arrow to the right of the **Account Quick Links** drop box to the right of the account description and account number in the darker blue field.



5. Scroll down and select **Performance** and then click the **Go** button to the right of the Account Quick Links drop box.



- You are now on the **Performance Report** page. The graph defaults to Inception to Date vs. the S & P 500. Inception to Date is when the account was originally opened to the close of the previous trading day.

Change the Comparison Criteria:

vs. an Index: [Security Lookup](#)
 vs. a Security: [Fund Lookup](#)
 vs. a Fund:

Choose a Time Period:

Since Inception (5/11/2005)
 or
 Stay within this time period: / / and: / / (mm/dd/yyyy)

Numerical Summary

Beginning Balance as of	May 11, 2005:	\$0.00
Net Additions/Withdrawals:		\$807,012.58
Change in Investment Value:		\$131,753.67
Ending Value as of	March 24, 2006:	\$938,766.25

Remember, future returns may differ substantially from past returns.

Quotes are based on last transaction prices that are 20 minutes old as of: 03/27/2006 9:43 AM EST. Neither FOLIOfn nor any of its data or content providers shall be liable for any errors or delays in quotes, other content, or for any actions you take in reliance on this data or information.

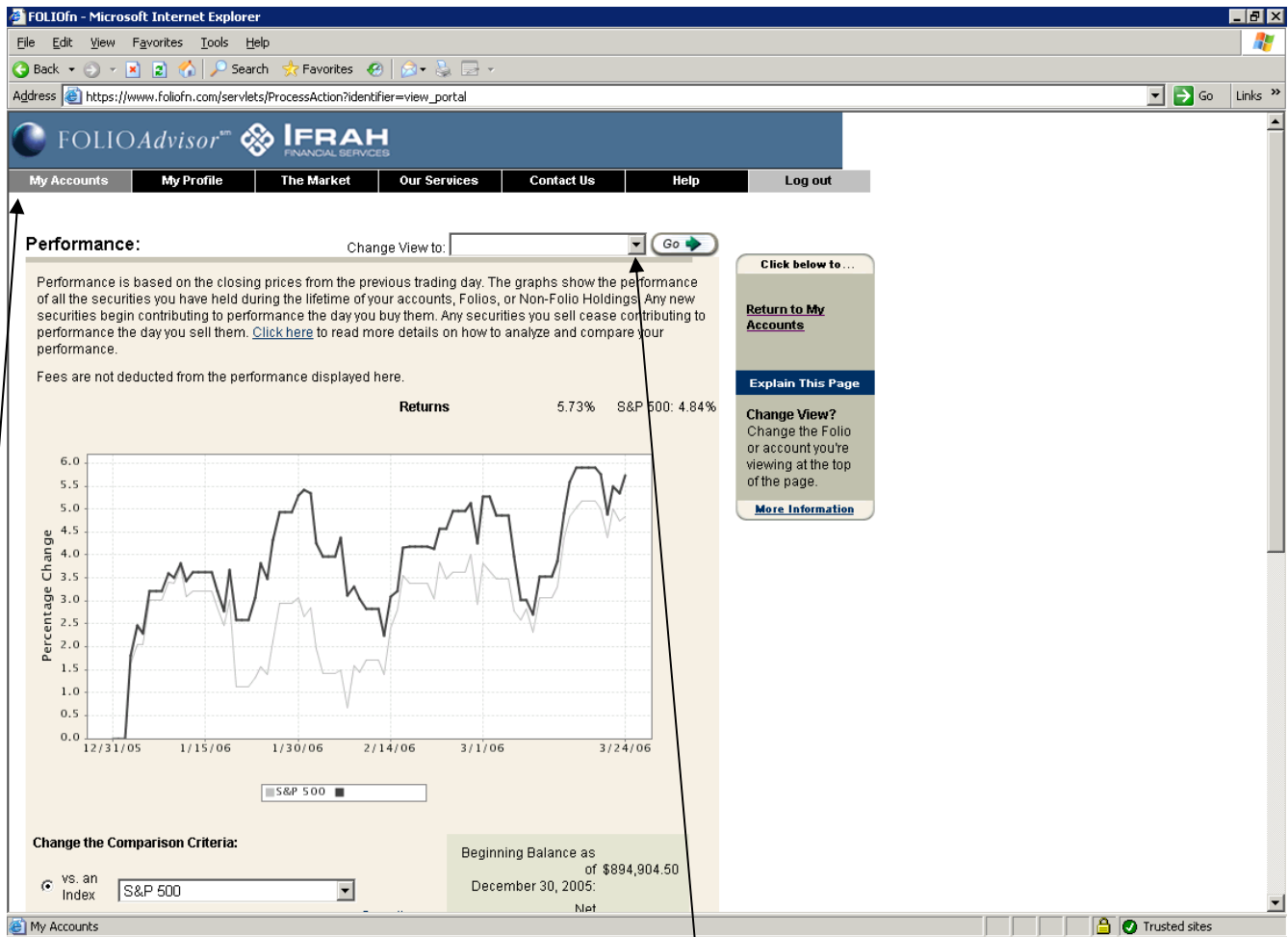
Copyright, Thomson Financial, 2003 All Rights Reserved. Reuse, duplication, or sale of this data is strictly prohibited without the express permission of Thomson Financial.

[HELP](#) | [CONTACT](#) | [ABOUT US](#) | [SITE MAP](#) | [GLOSSARY](#) | [SEC DISCLOSURE](#)
[FINANCIAL STATEMENT](#) | [BUSINESS CONTINUITY PLAN](#) | [LOG OUT](#)

©2005 by FOLIOfn, Inc. FOLIOfn is a registered trademark of FOLIOfn, Inc. All Rights Reserved. FOLIOfn products and services are covered under U.S. Patent #6,601,044. Securities products and services offered through FOLIOfn Investments, Inc. Member NASD/SIPC. Securities in your account protected up to \$500,000. For details, please see www.sipc.org. Additional coverage through Lloyd's of London.

7. Scroll down to view your data entry options. You can change the *dates* (for Year to Date, change the “From” date to 12/31 of the previous year), the *index* against which to measure your account's performance, or even select a *mutual fund* or *stock* to compare it to. There is also a numerical summary.

Comparison
Criteria



My Accounts
Tab

If you have multiple accounts you can change accounts by clicking on the account drop box above the graph, or click on the **My Accounts** Tab on the left to return to your portfolio summary page.

Accounts for
Membership Details
Market Value: \$938,713.65
[Statements, Confirms & 1099s](#)

Folio	Value	Quick Links
Subscribed To: Moderate		
Folios (Add New Folio)		
Core Equities Intl [S]	\$75,388.36	--Folio Quick Links-- Go
Core Equities US [S]	\$190,964.43	--Folio Quick Links-- Go
Core Fixed Income [S]	\$234,313.48	--Folio Quick Links-- Go
Managed Equities Intl [S]	\$80,321.39	--Folio Quick Links-- Go
Managed Equities US [S]	\$197,651.27	--Folio Quick Links-- Go
Managed Market Focus [S]	\$45,284.75	--Folio Quick Links-- Go
MarketScan [S]	\$46,296.11	--Folio Quick Links-- Go
TradeScan [S]	\$48,849.62	--Folio Quick Links-- Go
Non-Folio Holdings	\$0.00	--Non-Folio Quick Links-- Go
Cash & Money Funds (Add Money)	\$19,644.23	--Cash Activity Quick Links-- Go
Total Market Value	\$938,713.65	

Quotes are based on last transaction prices that are 20 minutes old as of: 03/27/2006 9:46 AM EST. Neither FOLIOAdvisor nor any of its data or content providers shall be liable for any errors or delays in quotes, other content, or for any actions you take in reliance on this data or information.
Copyright, Thomson Financial, 2003 All Rights Reserved. Reuse, duplication, or sale of this data is strictly prohibited without the express permission of Thomson Financial.

Help | Contact | About Us | Site Map | Glossary | SEC Disclosure | Financial Statement | Business Continuity Plan | Log Out

9. You can also view your monthly statements and trade confirmations by clicking on the **Statements, Confirms & 1099s** link.